

Yetman Public School

64 Warialda St
Yetman, NSW, 2410

Principal: Charmaine Johnston

Phone: 07 4675 3150

Email: yetman-p.school@det.nsw.edu.au



Week 9 Term 4

Friday 11 December 2020

From the Principal's Desk

Wow! We made it! In an extremely challenging year like no other we have made it to the end of school for 2020. Who would have thought that when we started school this year in February that our lives and school would change so dramatically. We have had to all dig deep, be kind, find resilience, take care of each other and most importantly, demonstrate empathy. Thank you to all staff, students and parents for supporting me, as Principal, this year.

I wish you all a wonderful Christmas and a happy new year.
Mrs Johnston

Good-bye

It is with a heavy heart that my year at Yetman PS comes to an end. I have thoroughly enjoyed learning about micky bulls, the difference between male and female magpie chicks and ute renovations. All of this occurring during playground duty chats. To the students of Yetman, play the game and give it a red hot go. You are wonderful students. To the staff at Yetman, what an amazing group of people. Yetman School is in very good hands and may you prosper and grow for years to come. To my two exceptional boys, Teddy and Bradley, it has been a rewarding experience getting to know and teach you this year. Hopefully COVID-19 is a thing of the past and life at home and school can get back to normal. Have a merry and safe Christmas.

Best wishes,
Deb Koppel



Welcome to Yetman PS Payton and Lylah



Education

You Can Do It! award winners



Aiden, Teddy, Caitlin and Lachlan for persistence

James for getting along and Lily for organisation



Sam, Filippa, Bradley and Georgina for organisation



Clancy for persistence

**Congratulations
everyone!**



Cooking club recipe

POTATO PINWHEELS

Ingredients

- 4 mashed potatoes
- 2 chopped spring onions
- 2 chopped rashers shortcut bacon
- 1 beaten egg
- ½ cup grated tasty cheese
- 2 tablespoons chopped parsley
- 2 sheets partly thawed puff pastry sheets
- Salt and pepper

Method

1. Preheat oven to 200°C
2. Lightly grease 2 flat baking trays
3. Chop up bacon
4. Finely chop up spring onions
5. Beat the egg
6. Finely chop up parsley
7. Mix mashed potato and all other ingredients together
8. Divide mixture evenly between 2 sheets of pastry and spread to cover half of each sheet
9. Roll up pastry sheet (starting from side with ingredients) and cut into 12 slices
10. Place slices onto trays and bake for 30 – 35 minutes or until golden.



K-2 All Stars News

It's been a busy but fun end to the year as we have revised Maths and English concepts, completed Christmas crafts, practiced end of year performances and been on excursions! It has certainly been an "interesting" year but I think the All Stars have not just survived but thrived on their individual learning journeys.

I wish all our school families a safe and happy holiday break and look forward to teaching at Yetman Public School in 2021.



All Stars' Acrostic Poems - Christmas

Christmas

Ho Ho

Rest

I have presents

Stay asleep

Tear, rip

Mrs Claus

Angels

Snow

by Ted

Cake

Ham

Rip

Ice

Salad

Turkey

Merry

Angels

Snow

by Matilda

Christmas

Ho Ho

Rip

Ice

Sleigh

Tinsel

Mrs Claus

Angels

Snow

by Clancy

Cake

Ho Ho

Running reindeer

Icey snow

Sleep

Tired

Mrs Claus

Angels

Snow

by Lily

2020 YETMAN P&C COMMUNITY CHRISTMAS SAUSAGE SIZZLE



Wednesday 16th December
Terry Barnes Oval
From 6.30pm



Sausage sizzle \$2
Water and Poppers will be available to purchase,
This is a BYO event
BYO chair

Raffles

Plus a special visitor for the kids 📺

COVID SAFE EVENT
RSVP Amanda 0409625816



Dressing-up fun and imaginary play




**Teddy and Bradley's
Sunflower**

The work Teddy and Bradley have done in the garden during Garden Guru classes has paid off! Look at the beautiful sunflower they grew in the Sensory Garden.

Good for Kids good for life

TRADITIONAL INDIGENOUS GAMES



'kal-ka-doon kee-an'

All school-age groups (K-12)

Background

In areas of north Queensland, a game of throwing skill was played. A large bone, such as an emu shinbone, with twine attached to it was thrown in to a pit or hole.

Short description

The game involves throwing a ball into a small bin target as many times as possible.

Equipment

- Use 'foxtail' or a tennis ball in a stocking (or long football sock) as the bone.
- Use a large plastic bin or hoop as the pit or hole.


Game play and basic rules

- Play singly or in groups of two to four players.
- Players line up behind one another in their groups.
- Players hold the foxtail a short distance away from the ball and take it in turns to attempt to throw the foxtail ball in to the bin or hoop from 3-5 metres away.
- To avoid interference, the player throwing the foxtail is 2 metres in front of the rest of the line of players (mark a line for this)
- As an extra challenge, the balls are held further down the tail.

Scoring

- Players can keep score of successful throw for a set time (2-3 minutes) or set number of turns (four to six).
- If using a hoop, score one point if the foxtail touches or bounces in and out of the hoop, and two points if it stays in the hoop.


Source: Yulunga Traditional Indigenous Games, Sport Australia



Health
Hunter New England
Local Health District

HNELHD-GoodForKids@health.nsw.gov.au
<http://www.goodforkids.nsw.gov.au/>

From your Library



Merry Christmas everyone, have fun over the holidays and don't forget to leave Santa something for his troubles this Christmas.

Finally! Time for the surprise!

We get to throw away those terrible fall-apart library bags from this year. I hope you all like your new library bags that Miss Jackson made for you. Hopefully they are more sturdy and better looking than those orange plastic tripping hazards.

Make sure to read over the holidays, and good luck to Sam and Georgina at high school next year.



Wishing a very happy birthday to:

Zac - 9 on 21st October

Payton - 11 on 3rd November

Sam - 12 on 6th November

Lily - 6 on 24th December



Tennis

A big thank you to Mr Karl Silviera for teaching us to play tennis. We look forward to seeing him again in Terms 3 and 4 next year.

Thanks also to the Australia Government for their continued support of NSW schools. Without the Sporting Schools Grant it wouldn't be possible for us to run programs like this.

